

BR BRANDONI®

Il calore incontra l'arte.®

BR BRANDONI®

Il calore incontra l'arte.®

Collezione Bagno | Bathroom Collection

Fitness Fitness QD	6
Daytona T	7
Perla Diamante	8
Madrid Sogno	9
Rubino Rubino QD	10
Quadro Design Colonia	11
Quadrotto TP Steko'	12
NewLine Akka	13

Collezione Design | Bathroom Design

Bambù Bambù QD	22
Image MyImage	23
Ocean S Ocean D	24
Fashion Slalom	25
Oslo Coblonal	26
Oblò Milwaukee	27
Londra Vienna	28
Birmingham Mamanonmama	29
Arco Exclusive	30
Classic Desiderio	31

Collezione Casa | Home Collection

Colonia Verticale Zoom Verticale	15
Daytona Roma	16
CV Verticale SV Verticale	17
Perla Verticale TV	18
Toronto Verticale Diamante	19
Multi	20

Accessori e Valvole | Accessories and Valves


Portasciugamani Appendiabiti Towel rail Hanging peg	32
Valvole Copricavo Valve Cablecover	33
Bivalvole Monotubo Teste termostatiche Twinvalve Single pipe Thermostatic head	34

Colori, finiture e dimensioni di ogni singolo modello sono riscontrabili sul relativo listino prezzi.

Colours, finishing and dimensions of each model can be found on the price list.







Collezione Bagno

Un mix di sensazioni uniche di calore, in un ambiente intimo e personale come la stanza da bagno.

Il benessere di un bagno rigenerante si appaga con il dolce abbraccio di un asciugamano caldo.

Bathroom Collection

A mix of unique sensations of warmth, in an intimate and personal space as bathroom.

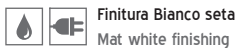
The comfort of a regenerating bath is satisfied with the sweet embrace of a warm towel.



Fitness

Patented® Design Brandoni Engineering

MODELLO	L	I	H	W	W cromo
FT 050/090	500	470	925	160	120
FT 050/160	500	470	1605	260	195



Finitura Bianco seta
Mat white finishing

Fitness Qd

Patented® Design Brandoni Engineering

MODELLO	L	I	H	W	W cromo
FT QD 050/090	500	470	1010	232	150
FT QD 050/160	500	470	1606	400	255



Finitura Cromo
Chrome finishing



Daytona Patented® Design Brandoni Engineering

MODELLO	L	I	H	W	W cromo
DA 050/075	500	470	750	391	313
DA 050/115	500	470	1150	573	458
DA 050/140	500	470	1430	704	563
DA 050/175	500	470	1750	877	702
DA 060/075	600	570	750	437	350
DA 060/115	600	570	1150	629	503
DA 060/140	600	570	1430	776	621
DA 060/175	600	570	1750	975	780

T

MODELLO	L	I	H	W	W cromo
T 040/075	400	370	730	268	211
T 040/115	400	370	1159	428	295
T 040/140	400	370	1378	515	329
T 040/175	400	370	1738	667	437
T 045/075	450	420	730	320	234
T 045/115	450	420	1159	458	333
T 045/140	450	420	1378	519	379
T 045/175	450	420	1738	674	491
T 050/075	500	470	730	352	257
T 050/115	500	470	1159	512	371
T 050/140	500	470	1378	585	429
T 050/175	500	470	1738	746	545



Finitura Cromo
Chrome finishing


MODELLO	L	I	H	W	W cromo
T 055/075	550	520	730	386	282
T 055/115	550	520	1159	555	405
T 055/140	550	520	1378	634	463
T 055/175	550	520	1738	814	593
T 060/075	600	570	730	419	306
T 060/115	600	570	1159	603	440
T 060/140	600	570	1378	689	503
T 060/175	600	570	1738	885	646
T 075/075	750	720	730	499	
T 075/115	750	720	1159	745	
T 075/175	750	720	1738	1098	
T 100/075	1.000	970	730	626	
T 100/115	1.000	970	1159	1021	
T 100/175	1.000	970	1738	1588	

Finitura Bianco seta
Mat white finishing



 Doppio
 Finitura Ral 1013
 Double
 Ral 1013 finishing



 Doppio
 Finitura Ral 9007
 Double
 Ral 9007 finishing

Perla


MODELLO	L	I	H	W	W cromo
P 045/075	450	420	716	329	250
P 045/115	450	420	1148	515	391
P 045/140	450	420	1400	627	439
P 045/175	450	420	1724	787	598
P 050/075	500	470	716	417	317
P 050/115	500	470	1148	639	486
P 050/140	500	470	1400	777	543
P 050/175	500	470	1724	967	735
P 060/075	600	570	716	461	351
P 060/115	600	570	1148	708	538
P 060/140	600	570	1400	862	583
P 060/175	600	570	1724	1072	814
P 075/075	750	720	716	622	
P 075/115	750	720	1148	1021	
P 075/140	750	720	1400	1232	
P 075/175	750	720	1724	1553	



Diamante

MODELLO	L	I	H	W	W cromo
D 045/075	450	420	732	363	276
D 045/115	450	420	1132	489	372
D 045/175	450	420	1732	799	607
D 050/075	500	470	732	426	323
D 050/115	500	470	1132	621	472
D 050/175	500	470	1732	888	675
D 060/075	600	570	732	524	398
D 060/115	600	570	1132	746	567
D 060/175	600	570	1732	1065	809






Madrid

MODELLO	L	I	H	W	W cromo
MP 045/075	446	410	716	329	250
MP 045/115	446	410	1148	515	391
MP 045/175	446	410	1724	787	598
MP 050/075	496	460	716	417	317
MP 050/115	496	460	1148	639	486
MP 050/175	496	460	1724	967	735
MP 060/075	596	560	716	461	351
MP 060/115	596	560	1148	708	538
MP 060/175	596	560	1724	1072	814

Sogno Patented®

MODELLO	L	I	H	W	W cromo
SBA 050/075	500	470	757	403	298
SBA 050/115	500	470	1157	627	264
SBA 050/175	500	470	1707	952	704
SBA 060/075	600	570	756	471	349
SBA 060/115	600	570	1157	722	534
SBA 060/175	600	570	1707	1094	810




Finitura Argento metallizzato opaco
 Mat Metallic Silver finishing




Finitura Cromo
 Chrome finishing



Rubino Patented®


MODELLO	L	I	H	W	W cromo
RB 045/075	450	316	738	401	297
RB 045/115	450	316	1138	609	450
RB 045/175	450	316	1713	943	698
RB 050/075	500	366	738	441	326
RB 050/115	500	366	1138	670	495
RB 050/175	500	366	1713	1040	770
RB 055/075	550	416	738	483	357
RB 055/115	550	416	1138	730	540
RB 055/175	550	416	1713	1134	839
RB 060/075	600	466	738	524	388
RB 060/115	600	466	1138	797	590
RB 060/175	600	466	1713	1238	916

 **Finitura Ral 9006**
Ral 9006 finishing


Rubino Qd Patented®

MODELLO	L	I	H	W	W cromo
Rubino QD 045/075	450	322	789	286	220
Rubino QD 045/115	450	322	1149	433	320
Rubino QD 045/150	450	322	1509	565	420
Rubino QD 050/075	500	372	789	315	240
Rubino QD 050/115	500	372	1149	478	350
Rubino QD 050/150	500	372	1509	624	460
Rubino QD 055/075	550	422	789	344	260
Rubino QD 055/115	550	422	1149	521	385
Rubino QD 055/150	550	422	1509	680	500

 **Finitura Cromo**
Chrome finishing



 **Doppio**
Finitura Ral 9006
 Double
 Ral 9006 finishing



Quadro design

MODELLO	L	I	H	W	W cromo
QD 040/075	400	370	763	275	175
QD 040/115	400	370	1163	395	260
QD 040/150	400	370	1513	503	335
QD 050/075	500	470	763	332	208
QD 050/115	500	470	1163	487	318
QD 050/150	500	470	1513	627	417
QD 060/075	600	570	763	394	250
QD 060/115	600	570	1163	578	379
QD 060/150	600	570	1513	748	492

Colonia

MODELLO	L	I	H	W	W cromo
CL 050/075	506	470	752	346	297
CL 050/115	506	470	1157	500	358
CL 050/175	506	470	1742	757	571
CL 060/075	606	570	752	383	289
CL 060/115	606	570	1157	554	416
CL 060/175	606	570	1742	840	608



 **Finitura Cromo**
 Chrome finishing



 **Finitura Cromo**
 Chrome finishing



Quadrotto

MODELLO	L	I	H	W
QD8 050/090	500	470	893	525
QD8 050/140	500	470	1450	845



Tp

MODELLO	L	I	H	W	W cromo
TP 040/075	400	370	756	304	221
TP 040/115	400	370	1190	471	344
TP 040/175	400	370	1748	631	461
TP 050/075	500	470	756	376	274
TP 050/115	500	470	1190	581	424
TP 050/175	500	470	1748	787	574
TP 070/075	700	670	756	527	384
TP 070/115	700	670	1190	814	594
TP 070/175	700	670	1748	1102	805



Stekò Patented®

MODELLO	H	W
STEKO'	1743	36



Finitura Ral 9006
Ral 9006 finishing




Finitura Cromo
Chrome finishing



Finitura Cromo
Chrome finishing



 **Orizzontale**
Finitura Cromo
 Horizontal
 Chrome finishing



Newline Patented® Design Brandoni Engineering

MODELLO	L	I	H	W
NEWLINE 050/075	490	450	794	371
NEWLINE 050/115	490	450	1144	570
NEWLINE 050/140	490	450	1444	694
NEWLINE 050/175	490	450	1694	867
NEWLINE 055/075	540	500	794	408
NEWLINE 055/115	540	500	1144	627
NEWLINE 055/140	540	500	1444	763
NEWLINE 055/175	540	500	1694	953
NEWLINE 060/075	590	550	794	445
NEWLINE060/115	590	550	1144	684
NEWLINE 060/140	590	550	1444	763
NEWLINE 060/175	590	550	1694	1040

Akka Patented®

MODELLO	L	I	H	W
AKKA 050/075	520	470	776	370
AKKA 050/115	520	470	1210	580
AKKA 050/175	520	470	1750	780




Finitura Bronzo grinz
 Bronze grinz finishing




Finitura Frozen
 Frozen finishing




Collezione Casa

Brandoni scalda l'atmosfera di un ambiente da vivere quotidianamente tra modernità e tradizione. La frenesia di tutta una giornata che attende la sera per assaporare atmosfere dal sapore familiare.

Home Collection

Brandoni radiators heats the atmosphere of a place to live every day between modernity and tradition. The frenzy of a whole day waiting in the evening to enjoy a familiar flavor of atmosphere.




Orizzontale
Finitura Bianco Seta
 Horizontal
 Mat White finishing



Colonia verticale

Design Brandoni Engineering

MODELLO	I	H	W/elem.	W cromo/elem.
CLV 70	670	706	27	22
CLV 150	1470	1506	56	45
CLV180	1770	1806	66	53
CLV200	1970	2006	71	57

DISPONIBILE ANCHE | AVAILABLE ALSO


Doppio
 Double


Doppio Orizzontale
 Double Horizontal

Zoom verticale


Patented® Design Brandoni Engineering

MODELLO	I	H	W/elem.
ZV 40	357	406	41
ZV 54	500	549	58
ZV 64	600	649	69
ZV74	700	749	79
ZV 84	800	849	89
ZV 100	957	1006	103
ZV 120	1157	1206	119
ZV 150	1457	1506	144
ZV 180	1757	1806	173



Finitura Grigio I.G.
 Grey I.G. Finishing


Finitura Ral 1019
 Ral 1019 finishing



 **Orizzontale**
Finitura Ral 1019
Horizontal
Ral 1019 finishing

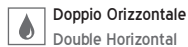


 **Doppio**
Finitura Ral 1019
Double
Ral 1019 finishing

Daytona verticale Patented® Design Brandoni Engineering

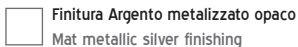
MODELLO	I	H	W/elem.	W cromo/elem.
DAV 70	670	700	29	23
DAV 150	1470	1500	60	48
DAV 180	1770	1800	72	58
DAV 200	1970	2000	78	62

DISPONIBILE ANCHE | AVAILABLE ALSO






Roma verticale Patented® Design Brandoni Engineering


MODELLO	I	H	W/elem.	W cromo/elem.
RV 30	270	300	18	
RV 40	370	400	21	
RV 50	470	500	24	
RV 60	570	600	28	
RV 70	670	700	32	
RV 90	870	900	41	25
RV 120	1170	1200	52	
RV 150	1470	1500	66	
RV 160	1570	1600	74	
RV 180	1770	1800	79	59
RV 190	1870	1900	81	
RV 200	1970	2000	87	67
RV 210	2070	2100	90	
RV 220	2170	2200	95	
RV 230	2270	2300	100	





 **Doppio**
Finitura Argento metallizzato opaco
 Double
 Mat metallic
 silver finishing



 **Orizzontale**
Finitura Argento metallizzato Opaco
 Horizontal
 Mat metallic
 silver finishing



CV verticale


MODELLO	I	H	W/elem.
CV30	270	300	16
CV 40	370	400	22
CV 50	470	500	26
CV 60	570	600	31
CV 70	670	700	36
CV 90	870	900	47
CV 120	1170	1200	59
CV 150	1470	1500	77
CV 160	1570	1600	83
CV 180	1770	1800	93
CV 190	1870	1900	97
CV 200	1970	2000	100
CV 210	2070	2100	106
CV 220	2170	2200	112
CV 230	2270	2300	117


SV verticale

MODELLO	I	H	W/elem.	W cromo/elem.
SV 30	270	300	20	
SV 40	370	400	27	
SV 50	470	500	34	
SV 60	570	600	40	
SV 70	670	700	47	38
SV 90	870	900	61	
SV 120	1170	1200	82	
SV 150	1470	1500	102	82
SV 160	1570	1600	109	
SV 180	1770	1800	122	97
SV 190	1870	1900	129	
SV 200	1970	2000	136	98
SV 210	2070	2100	143	
SV 220	2170	2200	150	
SV 230	2270	2300	156	

DISPONIBILE ANCHE | AVAILABLE ALSO

 **Doppio**
 Double

 **Doppio Orizzontale**
 Double Horizontal


 **Finitura Cromo**
 Chrome finishing

 **Finitura Ral 9006**
 Ral 9006 finishing



 **Orizzontale**
Finitura Argento
 metallizzato Opaco
 Horizontal
 Mat metallic
 silver finishing



 **Orizzontale**
Finitura Rame martellato
 Horizontal
 Hammered copper


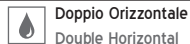
Perla verticale

MODELLO	I	H	W/elem.	W cromo/elem.
PV 40	370	400	20	
PV 50	470	500	24	
PV 60	570	600	29	
PV 70	670	700	33	27
PV 90	870	900	41	
PV 120	1170	1200	54	
PV 150	1470	1500	64	
PV 160	1570	1600	67	
PV 180	1770	1800	75	66
PV 190	1870	1900	80	
PV 200	1970	2000	83	71
PV 210	2070	2100	88	
PV 220	2170	2200	92	
PV 230	2270	2300	96	


TV verticale


MODELLO	I	H	W/elem.	W cromo/elem.
TV 70	670	700	33	27
TV 90	870	900	43	
TV 120	1170	1200	56	
TV 150	1470	1500	68	
TV 180	1770	1800	82	65
TV 200	1970	2000	88	70
TV 230	2270	2300	99	


DISPONIBILE ANCHE | AVAILABLE ALSO





 Orizzontale
 Finitura Frozen
 Horizontal
 Frozen finishing




 Finitura Cromo
 Chrome finishing

Toronto verticale Patented® Design Brandoni Engineering

MODELLO	I	H	W/elem.	W cromo/elem.
TOV 70	670	700	36	29
TOV 150	1470	1500	75	60
TOV 180	1770	1800	90	72
TOV 200	1970	2000	97	77

DISPONIBILE ANCHE | AVAILABLE ALSO

 Doppio
 Double

 Doppio Orizzontale
 Double Horizontal

 Finitura Cromo
 Chrome finishing

Diamante verticale


MODELLO	I	H	W/elem.	W cromo/elem.
DV 40	370	400	14	
DV 50	470	500	17	
DV 60	570	600	20	
DV 70	670	700	23	19
DV 90	870	900	28	
DV 120	1170	1200	36	
DV 150	1470	1500	44	
DV 160	1570	1600	47	
DV 180	1770	1800	52	42
DV 190	1870	1900	54	
DV 200	1970	2000	57	46
DV 210	2070	2100	60	
DV 220	2170	2200	63	
DV 230	2270	2300	65	

DISPONIBILE ANCHE | AVAILABLE ALSO

 Doppio
 Double

 Doppio Orizzontale
 Double Horizontal

 Finitura Cromo
 Chrome finishing



Multi



Finitura Ral 9006
Ral 9006 finishing

MODELLO	H	I	W/elem.				
			m2	m3	m4	m5	m6
MULTICOLONNA	300	230	24	33	42	52	62
	400	330	31	42	55	67	81
	500	430	38	51	68	82	99
	570	500	43	59	77	94	110
	600	530	45	61	80	97	117
	670	600	48	67	88	105	128
	685	615	50	69	92	110	133
	750	680	55	75	100	119	144
	770	700	57	78	103	125	148
	870	800	62	85	115	135	162
	885	815	64	87	117	139	168
	900	830	65	88	119	141	171
	1000	930	72	97	131	155	189
	1200	1130	86	116	157	185	234
	1500	1430	106	144	194	228	276
	1800	1730	128	174	232	273	329
	2000	1930	142	194	258	303	364
	2200	2130	157	215	283	333	399
2500	2430	180	246	322	380	452	
2800	2730	204	279	362	427	506	
3000	2930	218	302	388	449	542	



Collezione Design

Il termoarredo Brandoni racchiude un concept di arredamento unico, in cui calore e stile condividono lo stesso spazio. Creatività ed ingegno si uniscono per creare prodotti dalle forme uniche, inconfondibili nei dettagli e riconoscibili nel design.

Design Collection

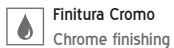
Brandoni Radiator contains a individual interior concept, in which warmth and style share the same space. Creativity and genius come together to create products with unique shapes, distinctive and recognizable in the details in design.



Bambù

Patented® Design Brandoni Engineering

MODELLO	H	L	I	W	W cromo
BA 170/2	1700	203	287	530	410
BA 170/3	1700	323	407	786	612
BA 170/4	1700	443	527	1048	820



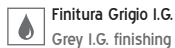
Finitura Cromo
Chrome finishing



Bambù Qd



Patented® Design Brandoni Engineering

MODELLO	H	L	I	W	W cromo
BA QD 170/2	1700	164	249	470	370
BA QD 170/3	1700	264	349	703	551
BA QD 170/4	1700	364	449	933	736



Finitura Grigio I.G.
Grey I.G. finishing





Orizzontale
Finitura Bianco Grinz
 Horizontal
 White Grinz finishing







Orizzontale
Finitura Bianco Seta
con decoro cromo
 Horizontal
 Mat white with
 chrome background


Image Patented® Design Brandoni Engineering

MODELLO	H	L	I ¹	I ²	I ³	W
IMAGE 40/130	1240	396	300	1170	469	490
IMAGE 50/130	1240	520	400	1170	593	650
IMAGE 60/130	1240	644	500	1170	717	800
IMAGE 40/180	1840	396	300	1770	469	730
IMAGE 50/180	1840	520	400	1770	593	960
IMAGE 60/180	1840	644	500	1770	717	1200
IMAGE 40/200	2040	396	300	1970	469	800
IMAGE 50/200	2040	520	400	1970	593	1070
IMAGE 60/200	2040	644	500	1970	717	1350

My Image Patented® Design Brandoni Engineering

MODELLO	H	L	I	W
IMAGE 40/130	1240	396	300	490
IMAGE 50/130	1240	520	400	650
IMAGE 60/130	1240	644	500	800
IMAGE 40/180	1840	396	300	730
IMAGE 50/180	1840	520	400	850
IMAGE 60/180	1840	644	500	1200
IMAGE 40/200	2040	396	300	800
IMAGE 50/200	2040	520	400	1070
IMAGE 60/200	2040	644	500	1350

DISPONIBILE ANCHE | AVAILABLE ALSO


Doppio Orizzontale
 Double Horizontal



Finitura Cromo
 Chrome finishing



Finitura rame martellato con decoro ral 1013
 Hammered copper with Ral 1013 background



Ocean S

Patented® Design Itamar Harari

MODELLO	H	n. elem.	L	I	W	W cromo
OCEAN S	1800	7	280	1770	630	504
	1800	9	360	1770	823	659
	1800	11	440	1770	1007	805
	1800	13	520	1770	1190	955
	1800	15	600	1770	1373	1101
	1800	17	680	1770	1556	1252



Ocean D

Patented® Design Itamar Harari


MODELLO	H	n. elem.	L	I	W	W cromo
OCEAN D	1800	7	280	1770	630	504
	1800	9	360	1770	823	659
	1800	11	440	1770	1007	805
	1800	13	520	1770	1190	955
	1800	15	600	1770	1373	1101
	1800	17	680	1770	1556	1252



Finitura Skin argento
Skin silver finishing



Finitura Bianco seta
Mat white finishing



Fashion Patented® Design Brandoni Engineering

MODELLO	H	L	I	W	W cromo
FH	840	600	425	450	335

Slalom

MODELLO	H	L	I	W	W cromo
SL 130	1308	473	1265	519	379
SL 180	1792	473	1749	720	526



Lavorazione artigianale
Finitura Cromo
Hand-crafted production
Chrome finishing



Finitura Cromo
Chrome finishing



 **Incrociato**
Finitura Ral 1019
 Crossed
 Ral 1019 finishing




Oslo Patented® Design Brandoni Engineering

MODELLO	H	n. elem.	L	I	W	W cromo
OSLO	1741	6	209	1770	468	399
	1741	8	281	1770	624	532
	1741	10	353	1770	780	665
	1741	12	425	1770	936	798
	1741	14	497	1770	1092	931
	1741	16	569	1770	1248	1064
	1741	18	641	1770	1404	1197
	1741	20	713	1770	1560	1330

MODELLO	H	n. elem.	L	I	W
OSLO D/I	1741	6	209	1711	748
	1741	8	281	1711	998
	1741	10	353	1711	1247
	1741	12	425	1711	1496
	1741	14	497	1711	1746
	1741	16	569	1711	1995
	1741	18	641	1711	2245
	1741	20	713	1711	2494

DISPONIBILE ANCHE | AVAILABLE ALSO

 **Finitura Bronzo grinz**
 Bronze grinz finishing

 **Doppio**
 Double



Coblonal Patented® Design Coblonal Arquitectura

MODELLO	H	L	I ¹	I ²	I ³	I ⁴	W
COBLONAL 36/92	920	360	210	800	448	50	330
COBLONAL 36/130	1300	360	210	1160	448	50	430
COBLONAL 36/160	1600	360	210	1460	448	50	560
COBLONAL 36/190	1900	360	210	1760	448	50	670

COBLONAL 50/92	920	500	350	800	588	50	500
COBLONAL 50/130	1300	500	350	1160	588	50	645
COBLONAL 50/160	1600	500	350	1460	588	50	840
COBLONAL 50/190	1900	500	350	1760	588	50	1000

COBLONAL 64/92	920	640	490	800	728	50	600
COBLONAL 64/130	1300	640	490	1160	728	50	780
COBLONAL 64/160	1600	640	490	1460	728	50	1010
COBLONAL 64/190	1900	640	490	1760	728	50	1200

COBLONAL 78/92	920	780	630	800	868	50	740
COBLONAL 78/130	1300	780	630	1160	868	50	960
COBLONAL 78/160	1600	780	630	1460	868	50	1250
COBLONAL 78/190	1900	780	630	1760	868	50	1540

  **Finitura con trasparente lucido**
 Clear polished finishing



 **Ovale Orizzontale**
Finitura Ral 7015
Oval Horizontal
Ral 7015 finishing

 **Ovale Verticale**
Finitura Cromo
Oval Vertical
Chrome finishing





Oblò Patented® Design Brandoni Engineering - 2008 Comfort & Design


MODELLO	H	L	I	W	W cromo
OBP 50	500	500	50	392	314
OBP70	700	700	50	584	467
OBP 90	900	900	50	788	630
OBP OV ORIZZ	530	720	50	544	435
OBP OV VERT	720	530	50	544	435

Milwaukee Patented® Design Brandoni Engineering

MODELLO	H	L	I	W
MILWAUKEE	400	1055	1140	1050

 **Tondo Finitura Cromo**
Round Chrome finishing

 **Finitura Cromo**
Chrome finishing



Londra Patented® Design Brandoni Engineering

MODELLO	H	Diametro Base	I1	W
LONDRA	1700	240	163	400


Vienna Patented®

MODELLO	H	L	I	W	W cromo
VIENNA 16	394	676	572	690	558
VIENNA 24	394	916	812	1087	897
VIENNA 32	394	1156	1052	1425	1153


Finitura Grigio I.G.

Il primo prodotto ad aver ottenuto la certificazione di qualità della Fondazione EQI- European Quality Institute.



Grey I.G. finishing

 The first product to have obtained the certification of quality from the EQI European Quality System Foundation.

Finitura dischi cromo,
collettori nero seta,
campane cromo

 Chrome disks, collector mat black, chrome bells finishing





Orizzontale
Finitura Bianco seta
 Horizontal
 Mat white finishing




Angolo
Finitura Bianco seta
 Corner
 Mat white finishing




Parete
Finitura Skin platino
 Wall
 Skin platino finishing

Birmingham Patented® Design Brandoni Engineering


MODELLO	H	I	W	W cromo
BIRMINGHAM	1700	163	262	204

Mamanonmama Patented® Design Brandoni Engineering

MODELLO	H	L	I	W
MAMANONMAMA 3	1820	256	50	870
MAMANONMAMA 4	2000	290	165	1007
MAMANONMAMA 6	2000	290	165	1210



Finitura Cromo
 Chrome finishing


Terra
Finitura Skin argento
 Flat
 Skin silver finishing



Arco

MODELLO	H	L	I	W
ARCO	1030	555	510	295



Exclusive

MODELLO	H	L	I	W
EXCLUSIVE	1080	555	510	280





Classic

MODELLO	L	I	H	W
CLASSIC1	545	500	600	145
CLASSIC 2	545	500	800	220
CLASSIC 3	545	500	1000	290

Desiderio

MODELLO	L	I	H	W	W cromo
DBA 050/075	500	470	757	403	298
DBA 050/115	500	470	1157	627	464
DBA 050/175	500	470	1707	952	704
DBA 060/075	600	570	757	471	349
DBA 060/115	600	570	1157	722	534
DBA 060/175	600	570	1707	1094	810



Finitura Oro
 Gold finishing




Finitura Cromo
 Chrome finishing

Portasciugamani | Towel rail

ZE 237
ZE 238

ZE 139



ZE 134



ZE 042

ZE 234
ZE 235
ZE 236ZE 247
ZE 248
ZE 249

ZE 232



ZE 227

Appendiabiti | Hanging peg



ZE 135

ZE 241
ZE 242

ZE 009

ZE 239
ZE 240



ZE 230
Quadrato
Square



ZE 231
Tondo
Round

Valvole | Valve



ZE 107
Angolo Reverse
Angle Pattern Reversed
disponibile anche available also

Valvole reverse
Reversed valve



ZE 105
Angolo Angle Pattern
disponibile anche available also

ZE 106
Dritte Straight Pattern

Valvole riflesso
Riflesso valve



ZE 140
Angolo Angle Pattern
disponibile anche available also

ZE 142
Dritte Straight Pattern

ZE 144
Reversa Angle Pattern Reversed


Valvole riflesso termostattizzabili
Riflesso pattern valve
for thermostatic head



ZE 155
Angolo Angle Pattern
disponibile anche available also

ZE 157
Dritte Straight Pattern

Valvole CUBE
CUBE valve



ZE 044
Angolo Angle Pattern
disponibile anche available also

ZE 045
Dritte Straight Pattern

Valvole elite
Elite valve



ZE 090
Angolo Angle Pattern
disponibile anche available also

ZE 091
Dritte Straight Pattern

ZE 092
Detentori reversi Reverse Lockshield

Valvole termostattizzabili OVUS
Valve OVUS for thermostatic head



ZE 110
Angolo Angle Pattern
disponibile anche available also

ZE 111
Dritte Straight Pattern

Valvole minimaliste
Minimaliste valve



ZE 108
Angolo Angle Pattern
disponibile anche available also

ZE 113
Dritte Straight Pattern

Valvole a croce
Cross handle valve

Bivalvole | Twinvalve



ZE 149
Bivalvola ad angolo OWI
con testa termostatica ZE 093
Angle pattern twinvalve OWI
with thermostatic head ZE 093



ZE 206
Bivalvola termostaticabile
Twinvalve for thermostatic head



ZE 112
Bivalvola ad angolo
Angle pattern twinvalve

Monotubo | Single pipe



ZE 072/VERT
Valvola monotubo verticale
termostaticabile
Single pipe vertical
for thermostatic head



ZE 072
Valvola monotubo
Single pipe valve

Teste termostatiche | Thermostatic head



ZE 066
Testa termostatica per
ZE 140, ZE 206, ZE 072 verticale
Thermostatic head for
ZE 140, ZE 206, ZE 072



ZE 093
Testa termostatica per
ZE 090, ZE 149
Thermostatic head for
ZE 090, ZE 149



ZE 141
Per ZE 140, ZE 206, ZE 072
verticale
Thermostatic head for
ZE 140, ZE 206, ZE 072

**La Brandoni
si riserva il diritto di
apportare modifiche
tecniche ed estetiche
senza obbligo di preavviso.**

Brandoni
has the right to amend
products and specifications
without notice.



BR BRANDONI

B. Thermal Solutions S.r.l.

Sede Legale / Legal Office

Via Marconi, 100 - 60015 Falconara M.ma - An - Italy

Stabilimento produttivo / Manufacturing Plant

Via O. Pigni, 2 - 60022 Castelfidardo - An - Italy

Tel. +39 071 7822026 - Fax +39 071 7821772

www.brandoni.com - info@brandoni.com